



Ministry of science and high education RF Ulyanovsk State University Faculty of Medicine named after Biktimirov T.Z., IMEiPC	Form	
F-Educational plan of the dicipline		

APPROVED BY
 by the decision of the Academic Council of the USU
 Institute of Medicine, Ecology and Physical Culture
 17 « 05 » 2023, Record No. 9/250

 Chairman _____ Midlenko V.I.
 (Signature, Name)
 « 17 » 05 2023.

EDUCATIONAL PLAN OF PRACTICE

Practice	Care for patients of surgical profile
Method and Form	Stationary; discrete
Name of department	Propedeutics of internal diseases; General and operative surgery with topographic anatomy and the course of dentistry
Course	1

Direction (specialty) 31.05.01 General medicine (specialty level)

(code of direction (specialty), full name)

Orientation (profile) not provided

Form of training full-time

Date of introduction into the academic process at Ulyanovsk State University

« 1 » 09 2023

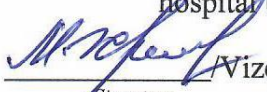
Revised at the Department meeting, Record No. _____ of « _____ » 20 _____

Revised at the Department meeting, Record No. _____ of « _____ » 20 _____

Revised at the Department meeting, Record No. _____ of « _____ » 20 _____

Information about developers:

Full name	Abbreviation of Department	Academic, degree, title
Makarov S.V.	General and operative surgery with topographic anatomy and the course of dentistry	PhD, senior Lecturer

AGREED
Head of graduating department hospital therapy  Vize-Khripunova M.A./ <small>Signature Full name</small>
« 17 » 05 2023 г.



1. GOALS AND OBJECTIVES OF THE PRACTICE

Goals of internship:

formation of professional skills of care for patients of surgical profile in the scope of work of junior medical personnel, training of students in the principles of care for chirurgic patients, obtaining the first experience of professional activity in the amount of work of junior medical personnel, as well as the development of competencies necessary for work in the professional medical field.

Tasks of internship:

- familiarity with the principles of observation and care of patients with surgical diseases of internal organs from the standpoint of junior medical personnel;
- familiarity with instrumental and laboratory methods of research in diseases of internal organs;
- familiarity with the principles of medical care in emergency conditions in the climate of internal diseases;
- familiarity with the organization of the sanitary regime of the functional units of the surgical hospital (sanitary and hygienic regime in the wards, reception department);
- formation of abilities for the organization of work of medical personnel of medical organizations, determination of functional duties and the optimal algorithm for their implementation.

2. Place of practice in the structure of MPEP HE (HPE)

Educational practice "Care for patients of surgical profile" refers to the block of practice B2 "in the specialty 31.05.01 "General Medicine".

Educational practice is held in the 2nd semester (course 1).

For the successful development of the discipline, knowledge, skills and competencies formed by previous academic disciplines are necessary: Biology, Anatomy, Histology, Embryology, Cytology; Neuroanatomy, Embryonic development of body tissues, practice Care for patients of therapeutic profile.

Educational practice "Care for patients of surgical profile" is the basis for the following production practices: "Assistant to junior medical personnel", "Oz-nakomitnaya practice", "Diagnostic practice", "Assistant doctor of inpatient education" and the following disciplines: Microbiology, Virology; Biochemistry; Normal physiology; Psychology, medical psychology; Pathological anatomy, Practice in obtaining professional skills and experience of professional activity in the positions of nursing staff, Propedeutics of internal diseases, Pathophysiology, Clinical Pathophysiology, Obstetrics and Gynecology; Dentistry; Dermatovenereology; Neurology, medical genetics, neurosurgery; Otorhinolaryngology; Pediatrics, Faculty Chemistry; Urology and andrology; Ophthalmology; Clinical electrocardiography; Professional diseases; Physiology of visceral systems; Endocrinology; Traumatology, orthopedics; Forensic medicine; Hospital therapy; In-fecton disease; Hospital surgery, pediatric surgery; Phthisiology, Oncology, radiation therapy; Diagnosis and treatment of extrarheal tuberculosis; Modern aspects of neurophobia; Topical issues of gynecology; Topical issues of HIV infection, Modern oncology; Surgical gastroenterology and endoscopy; Clinical pathological anatomy; Topical issues of internal diseases and Preparation for the state final certification.



3. THE LIST OF PLANNED LEARNING OUTCOMES DURING THE INTERNSHIP OF STUDENTS, CORRELATED WITH THE PLANNED RESULTS OF THE DEVELOPMENT OF MPEP HE (HPE)

Code and name of the implemented competence	List of planned results of practicality correlated with indicators of achievement of the conferences
<p>GPC-5. Able to assess morphofunctional, physiological conditions and pathological processes in the human body to solve professional problems</p>	<p>To know: the structure, topography and development of cells, tissues, organs and systems of the body in interaction with their function in the norm and pathology, features of the organismic and population levels of organization of life; anatomical and physiological, age-sex and individual features of the structure and development of a healthy and large organism; the structure of the human body in conjunction with the function and topography of systems and organs, the functional systems of the human body, their regulation and self-regulation when exposed to the external environment in the norm and pathology; physico-chemical essence of the processes occurring in a living organism at the molecular, cellular, tissue and organ levels; the main regularities of development and vital activity of the organism on the basis of the structural organization of cells, tissues and organs; histo-functional features of tissue elements, methods of their research; classification, morphology and physiology of microorganisms and viruses, their effect on human health, methods of microbiological diagnostics, the use of basic antibacterial, antiviral and biological drugs; arrangement of microbiological laboratory and rules; principles of classification of microorganisms, features of structure and vitality; methods of isolation of pure cultures of aerobic and ana-erobic bacteria and methods of cultivation of viruses; fundamentals of genetics of microorganisms; the essence of biotechnology, the concepts and principles of genetic engineering, drugs obtained by genetic engineering methods; basic concepts and problems of the biosphere and ecology, the phenomenon of parasitism and bioecological diseases; functional systems of the human body, their regulation and self-regulation when exposed to the external environment in the norm and pathology; structural and functional foundations of diseases and pathological processes, causes, main mechanisms of development</p>



and outcomes of typical pathological processes, disorders of the functions of organs and systems; - structure and functions of the human immune system, its age characteristics, cellular-molecular mechanisms of development and functioning of the immune system, the main stages, types, genetic control of the immune response, methods of immunodiagnostics; methods of assessing the immune status, indications and principles of its evaluation, immunopathogenesis, methods of diagnosis of the main diseases of the human immune system, types and indications for the use of immunotropic therapy; general laws of origin and development of life, anthropogenesis and ontogenesis of man; the main regularities of development and vital activity of the organism on the basis of the structural organization of cells, tissues and organs; concepts of etiology, pathogenesis, morphogenesis, pathomorphosis of disease, nosology, principles of classification of diseases, basic concepts of general nosology; the role of causative factors and pathogenic conditions in the occurrence of typical pathological processes and diseases; primary pathological reactions; development of causal relationships in the pathology of the whole organism; the importance of the reactivity of the body in the occurrence, development and outcome of typical pathological processes and diseases; regularities of pathogenesis and sanogenesis of typical pathological processes and diseases; staging of development of typical pathological processes and diseases, their complications and outcomes; syndromes and symptoms of the most common diseases; etiologic, pathogenetic and symptomatic principles of treatment of typical pathological processes and diseases.

Be able to: use educational, scientific, popular science literature, the Internet for professional activities; palpate on a person osnovanye bone landmarks, outline the topographic contours of organs and the main vascular and nervous walls; explain the nature of deviations in the course of development, which can lead to the formation of variants of anomalies and vices; palpate on a person the main bone landmarks, outline the topographic contours of organs and the main vascular and nerve trunks; visually assess and record changes in the organs and tissues of the corpse, to substantiate the nature of the pathological process and its clinical manifestations; give an opinion on the cause of death and formulate a pathoanatomical diagnosis; use physical, chemical and biological equipment; work with magnifying techniques (microscopes, optical and simple magnifiers);



to give histophysiological assessment of the state of various cellular, tissue and organ structures; describe the morphological changes in the studied macroscopic and microscopic preparations and electrongrams; interpret the results of the most common methods of functional diagnostics used to identify pathology of blood, heart and blood vessels, lungs, kidneys, liver and other organs and systems; recognize changes in the structure of cells, tissues and organs in connection with various physiological and protective adaptive responses of the body. evaluate the results of electrocardiography; spirometry; thermometry; hematological indicators; to distinguish in the blood serum normal values of levels of metabolites (glucose, urea, bilirubin, uric acid, lactic and pyruvic acids, etc.), read the proteinogram and explain the reasons for the differences; interpret the data of enzymological studies of blood serum; explain the mechanisms of development and manifestation of diseases, as well as the mechanisms of action of various principles of treatment and prevention. register ECG in experimental animals and humans, determine the main types of arrhythmias, signs of ischemia and myocardial infarction according to ECG data; conduct cytological assessment of inflammatory exudate and determination of phagocytic activity; calculate and analyze the leukocyte formula; according to the data of the hemogram, formulate to register and analyze the indicators of the coagulogram; apply the main antibacterial, antiviral and biological drugs; assess the possible manifestations of drug an androsis and ways to eliminate them; morphological changes in the studied macroscopic and microscopic preparations and electrongrams; determine and evaluate the results of electrocardiography; spirometry; thermometry; hematological so far zatela; to distinguish in the blood serum normal values of metabolite levels (glucose, urea, bilirubin, uric acid, lactic and pyruvic acid, etc.) from pathologically altered, read the proteinogram and explain the reasons for the differences; interpret the data of enzymological studies of blood serum; diagnose pathogens of parasitic diseases of a person on a drug, slide, photo; provo dit microbiological and immunological diagnostics; analyze the issues of general pathology and current theoretical concepts and directions in medicine;

characterize and assess the levels of organization of the human immunization system, assess the mediator role of cytokines;



	<p>to substantiate the need for clinical immunological examination of the patient, to interpret the results of the assessment of the immune status on the tests of the 1st level; interpret the results of the main diagnostic allergological tests; to substantiate the necessity of using immunocorrective therapy; palpate on a person the main bone landmarks, outline the topographic contours of organs and basic vascular and nerve trunks; explain the nature of deviations in the course of development, which can lead to the formation of variants of anomalies and defects.</p> <p>Own: methods of assessment of anatomical, physiological and pathological conditions of the patient; methods of physical examination of the patient.</p>
<p>PC-1 Readiness to participate in the provision of emergency medical care in conditions requiring urgent medical attention</p>	<p>Know: the main causes of conditions requiring urgent medical intervention in obstetric gynecological, therapeutic and surgical practice, their differential diagnosis, as well as the tactics of emergency medical care in such conditions.</p> <p>To be able to: provide emergency medical care in conditions requiring urgent medical intervention, in obstetric-gynecological, therapeutic and surgical practice.</p> <p>Own: algorithms for providing emergency medical care in obstetric gynecological, therapeutic and surgical practice in threatening conditions</p>

LIST OF PRACTICAL SKILLS

1. Anthropometry
2. Thermometry.
3. Storage and disinfection of thermometers
4. Treatment of patients with lice
5. Current cleaning in the department
6. Transportation of patients
7. Treatment of hands.



8. Dressing in sterile clothes
9. Processing and disinfection of nursing items
10. Production of dressing material
11. Feeding patients
12. Change of pastel linen Change of underwear
13. Prevention of the development of bedsores
14. Counting the respiratory movements of the patient
15. Care for tracheostomy
16. Pulse study
17. Measurement of blood pressure
18. Oxygen therapy
19. Emergency care for vomiting, collection of vomit for the study
20. Emergency care for vomiting to a patient in an unconscious state, collection of vomit for a clinical study
21. Collection of feces (feces) for a clinical study
22. The use of an ice bubble.
23. Gastrostomy Care
24. Colostomy Care
25. Collection of Urine for General Analysis
26. Urine Collection for Nechiporenko
27. Vessel and Urinal Care Of the Urinary Catheter
28. Treatment and Storage of Urinals, Lining Vessels

4. Place and dates of the practice


The educational practice " Care for patients of surgical profile " is conducted at the following clinical bases:

1. Public health Agency Ulyanovsk regional clinical hospital
2. State healthcare institution "Central clinical mediko- sanitary part of a name of V. A. Egorov 3. Public health Agency Ulyanovsk regional clinical center of specialized types of medical care named by Chuchkalov E.M.
4. State healthcare institution "Central city clinical hospital"
5. Public health Agency Ulyanovsk regional clinical cancer center
6. Public health Agency Ulyanovsk regional clinical Hospital of Veterans of Wars
7. Simulation Center for Medical Modeling

Dates: 2th semester of the 1nd year.

5. GENERAL LABOR INTENSITY OF THE PRACTICE

Total volume of practice		Duration of practice
Credit units	Hours	Weeks
3	108	2

Ministry of science and high education RF Ulyanovsk State University Faculty of Medicine named after Biktimirov T.Z., IMEiPC	Form	
F-Educational plan of the discipline		

If it is necessary to use partially or exclusively distance learning technologies in the educational process, it should be noted that the total number of hours (c.u.) set by the Department of discipline/specialty for each discipline/practice remains unchanged and is implemented in full. In this case, in the corresponding section of the educational program the total number of hours of work with students in accordance with the educational plan is allocated and the number of hours for conducting classes in a remote format using e-learning (online courses, lectures and seminars in videoconference mode, virtual practical classes, laboratory work in the form of virtual analogues, calculation and graphic works, individual tasks in the electronic information and educational environment, etc.) Training and industrial practice for all areas of discipline/specialties of all forms of training can be partially or fully implemented in a remote format.

6. STRUCTURE AND CONTENT OF THE PRACTICE

№ п/п	Sections (stages) of internship	Types of work in practice, including independent work of students	Labor intensity (in hours)	The amount of hours of contact work of the teacher	For the flow of the conference
PHASE I "PREPARATORY"					
1	Rules of documentation	Instruction of students on safety and labor protection, on the rules of registration of the diary, schedule and order of practice, etc.	6	4	Polling and day-to-day
PHASE II "EDUCATIONAL"					
2	Organization of work and sanitary and hygienic regime in the emergency room. Weighing patients, measuring growth. Thermometry. Transporting patients.	Work in the emergency room of the hospital	14	8	Daily and checklists
3	Aseptic and antiseptic.	The use of aseptic and antiseptic methods in the care of patients. Dressing in sterile clothes, hand-dressing,	14	8	Daily and checklists

Ministry of science and high education RF Ulyanovsk State University Faculty of Medicine named after Biktimirov T.Z., IMEiPC				Form	
F-Educational plan of the discipline					
4	Care for serious patients who are on a strict pastel regime.	Feeding of patients. A mixture of underwear and pastel linen. Prevention of bedsores.	14	8	Daily and checklists
5	Observation and care of patients with diseases of the respiratory organs.	Work in medical departments of the hospital of chiruric profile.	14	8	Daily and checklists
6	Observation and care of patients with pathologists of the organs of blood circulation.	Work in medical departments of the hospital of chiruric profile.	14	8	Daily and checklists
7	Observation and care of patients with pathologists of the digestive system.	Work in medical departments of the hospital of chiruric profile.	14	8	Daytime Checkpoint and checklists
8	Observation and care of patients with pathologists of the urinary tract.	Work in medical departments of the hospital of chiruric profile.	14	8	Daily and checklists
9	CREDIT		4	4	Poll, final result of the day
	Total		108		


If it is necessary to use partially or exclusively remote educational technologies in the educational process, the table shows the number of hours of work of teaching staff with students for conducting classes in a remote format using e-learning.

7. RESEARCH AND PRODUCTION TECHNOLOGIES AND USED IN PRACTICE

This type of work is not provided for in the Curriculum.

8. FORM OF INTERMEDIATE CERTIFICATION BASED ON THE RESULTS OF PRACTICE

Differentiated credit.

Ministry of science and high education RF Ulyanovsk State University Faculty of Medicine named after Biktimirov T.Z., IMEiPC	Form	
F-Educational plan of the discipline		

9. EDUCATIONAL-METHODICAL AND INFORMATION SUPPORT OF DISCIPLINE

«Care for patients of surgical profile»

Уход за больными хирургического профиля

a) List of recommended literature:

Core reading:

1. Gostishchev Victor Kuzmich. General surgery / The manual. - M. : GEOTAR-Media, 2019. - 220 p. - 220 с. - ISBN 978-5-9704-4984-4. - Текст : электронный // ЭБС "Консультантстудента" : [сайт]. - URL : <https://www.studentlibrary.ru/book/ISBN9785970449844>.

2. Smirnova A. Yu. Patients care with internal diseases. Course of training practice : textbook of medicine for medicine faculty students / Smirnova A. Yu., V. V. Gnoevykh; Ulyanovsk State University, Institute of Medicine, Ecology and Physical culture. - Ulyanovsk : ULSU, 2016. - Наангл. яз.; Загл. с экрана. - Электрон. текстовые дан. (1 файл : 3,09 Мб). - Текст : электронный.
<http://lib.ulsu.ru/MegaPro/Download/MObject/157>

Supplementary reading:

1. Osloпов, V. N. General Care of a Patient : tutorial / V. N. Osloпов, O. V. Bogoyavlenskaya. - Moscow : GEOTAR-Media, 2021. - 208 p. : il. - 208 с. - ISBN 978-5-9704-6042-9. - Текст : электронный // ЭБС "Консультантстудента" : [сайт]. - URL : <https://www.studentlibrary.ru/book/ISBN9785970460429.html>

2. Merzlikin, N. V. Surgical diseases : in 2 vol. Vol. 1. : textbook / N. V. Merzlikin, N. A. Brazhnikova, B. I. Alperovich, V. F. Tskhai. - Москва : ГЭОТАР-Медиа, 2021. - 360 с. - ISBN 978-5-9704-5852-5. - Текст : электронный // ЭБС "Консультантстудента" : [сайт]. - URL : <https://www.studentlibrary.ru/book/ISBN9785970458525.html>.

3. Kruchkova, A. V. Care for Surgical Patients / A. V. Kruchkova, Yu. V. Kondusova, I. A. Poletayeva and others; edited by A. V. Kruchkova. - Москва : ГЭОТАР-Медиа, 2020. - 144 с. - ISBN 978-5-9704-5664-4. - Текст : электронный // ЭБС "Консультантстудента" : [сайт]. - URL : <https://www.studentlibrary.ru/book/ISBN9785970456644.html>


Educational-methodical reading:

1. Smirnova A. Yu. Guidelines for practice work of students in the organization and conduct of training practice «Care for patients of surgical profile» for specialty 31.05.01 «General medicine» / Smirnova A. Yu., N. G. Chernova, S. V. Makarov. - Ulyanovsk : ULSU, 2021. - Неопубликованный ресурс; Наангл. яз. - URL: <http://lib.ulsu.ru/MegaPro/Download/MObject/11208> . - Режим доступа: ЭБСУЛГУ. - Текст : электронный.

2. Smirnova A. Yu. Guidelines for practice work of students in the organization and conduct of training practice «Care for patients of surgical profile» for specialty 31.05.01 «General medicine» / Smirnova A. Yu., N. G. Chernova, S. V. Makarov. - Ulyanovsk : ULSU, 2021. - Неопубликованный ресурс; Наангл. яз. - URL: <http://lib.ulsu.ru/MegaPro/Download/MObject/11207> . - Режим доступа: ЭБСУЛГУ. - Текст : электронный.

AGREED:

Leading specialist Smirnova A. Yu. 2023

Ministry of science and high education RF Ulyanovsk State University Faculty of Medicine named after Biktimirov T.Z., IMEiPC	Form	
F-Educational plan of the discipline		

d) Software:

SPS Consultant Plus, NEL RF, The electronic library system IPRBooks
 AILS "Megapro", System " Antiplagiat.HIGHER EDUCATIONAL»
 Microsoft Windows, Microsoft Office 2016, "My Office Is Standard»
 Automated information system "Vitakor RMIS», Academic Basic Statistica for Windows 13

в) Профессиональные базы данных, информационно-справочные системы

1. Электронно-библиотечные системы:

- 1.1. Цифровой образовательный ресурс IPRsmart : электронно-библиотечная система : сайт / ООО Компания «Ай Пи Ар Медиа». - Саратов, [2023]. – URL: <http://www.iprbookshop.ru>. – Режим доступа: для зарегистрир. пользователей. - Текст : электронный.
- 1.2. Образовательная платформа ЮРАЙТ : образовательный ресурс, электронная библиотека : сайт / ООО Электронное издательство «ЮРАЙТ». – Москва, [2023]. - URL: <https://urait.ru>. – Режим доступа: для зарегистрир. пользователей. - Текст : электронный.
- 1.3. База данных «Электронная библиотека технического ВУЗа (ЭБС «Консультант студента») : электронно-библиотечная система : сайт / ООО «Политехресурс». – Москва, [2023]. – URL: <https://www.studentlibrary.ru/cgi-bin/mb4x>. – Режим доступа: для зарегистрир. пользователей. – Текст : электронный.
- 1.4. Консультант врача. Электронная медицинская библиотека : база данных : сайт / ООО «Высшая школа организации и управления здравоохранением-Комплексный медицинский консалтинг». – Москва, [2023]. – URL: <https://www.rosmedlib.ru>. – Режим доступа: для зарегистрир. пользователей. – Текст : электронный.
- 1.5. Большая медицинская библиотека : электронно-библиотечная система : сайт / ООО «Бу-кап». – Томск, [2023]. – URL: <https://www.books-up.ru/ru/library/>. – Режим доступа: для зарегистрир. пользователей. – Текст : электронный.
- 1.6. ЭБС Лань : электронно-библиотечная система : сайт / ООО ЭБС «Лань». – Санкт-Петербург, [2023]. – URL: <https://e.lanbook.com>. – Режим доступа: для зарегистрир. пользователей. – Текст : электронный.
- 1.7. ЭБС Znanium.com : электронно-библиотечная система : сайт / ООО «Знаниум». - Москва, [2023]. - URL: <http://znanium.com>. – Режим доступа : для зарегистрир. пользователей. - Текст : электронный.

2. КонсультантПлюс [Электронный ресурс]: справочная правовая система. / ООО «Консультант Плюс» - Электрон. дан. - Москва : КонсультантПлюс, [2023].

3. Базы данных периодических изданий:


- 3.1. eLIBRARY.RU: научная электронная библиотека : сайт / ООО «Научная Электронная Библиотека». – Москва, [2023]. – URL: <http://elibrary.ru>. – Режим доступа : для авториз. пользователей. – Текст : электронный
- 3.2. Электронная библиотека «Издательского дома «Гребенников» (Grebinnikon) : электронная библиотека / ООО ИД «Гребенников». – Москва, [2023]. – URL: <https://id2.action-media.ru/Personal/Products>. – Режим доступа : для авториз. пользователей. – Текст : электронный.


4. Федеральная государственная информационная система «Национальная электронная библиотека» : электронная библиотека : сайт / ФГБУ РГБ. – Москва, [2023]. – URL: <https://нэб.рф>. – Режим доступа : для пользователей научной библиотеки. – Текст : электронный.


5. Российское образование : федеральный портал / учредитель ФГАУ «ФИЦТО». – URL: <http://www.edu.ru>. – Текст : электронный.

6. Электронная библиотечная система УлГУ : модуль «Электронная библиотека» АБИС Мега-ПРО / ООО «Дата Экспресс». – URL: <http://lib.ulsu.ru/MegaPro/Web>. – Режим доступа : для пользователей научной библиотеки. – Текст : электронный.


Согласовано:


 должность сотрудника УИТиТ


 Ф.И.О.


 Подпись

Дата

Ministry of science and high education RF Ulyanovsk State University Faculty of Medicine named after Biktimirov T.Z., IMEiPC	Form	
F-Educational plan of the discipline		

10. Material support of discipline

Industrial practice rooms located at the clinical bases of the medical faculty named after . T.Z. Biktimirova UISU:

1. 432008, Ulyanovsk region, Ulyanovsk, rn Zasviyazhsky, Likhacheva St., 12 State Healthcare Institution "Central Clinical Medical Unit named after V.A. Egorov (Agreement for the gratuitous use of property).
2. 432063, Ulyanovsk Region, the city of Ulyanovsk, Orenburgskaya Street, No. 27 State Healthcare Institution "Central City Clinical Hospital".
3. Medical Simulation Center Ulyanovsk, Embankment-river-Sviyagi, 14b

11. Special conditions for students with disabilities

Students with disabilities and disabilities are trained together with other students (in the study group) or individually (on the personal application of the student).

The determination of places of practice for students with disabilities and disabilities is carried out taking into account the state of health and the requirements for their availability for this category of students. At determination of places and conditions (taking into account nosological group and group of disability of the trained) of practical training on obtaining professional skills and experience of professional activity of the trained for this category of persons individual features of the trained, and also the recommendations of medical and social examination reflected in the individual program of rehabilitation concerning the recommended conditions and types of work are considered.

In determining the place of practice for students with disabilities and disabilities, special attention is paid to safety and equipment (equipment) of the workplace.

Workplaces for practice are provided by the profile organization in accordance with the following requirements:

- for students with disabilities and visually impaired - visually impaired: equipping a special workplace with General and local lighting, ensuring unhindered finding of the specified person of the workplace and the performance of individual tasks, the presence of video magnifiers, magnifying glass;


- for students with disabilities and the visually impaired - blind: vehicle specific workplace heat reference points and devices with the ability to use large boldly-contrasting font and Braille, acoustic navigation, which will enable easy finding a person in your workplace and individual assignments;

- for students with disabilities and hard of hearing – hard of hearing: equipment (equipment) of a special workplace sound amplifying equipment, telephones for the hard of hearing;

- for students with disabilities and hearing – deaf: equipping a special workplace visual indicators that convert sound signals into light, speech signals into a text running line, for the smooth finding of the specified person of his workplace and the performance of individual tasks;

- for students with disabilities and hearing impaired – with a violation of the musculoskeletal system: equipment that ensures the implementation of ergonomic principles (the most convenient for the disabled location of the elements that make up the workplace); mechanisms and devices that allow you to change the height and slope of the working surface, the position of the seat of the working chair in height and inclination, the angle of the back of the working chair; equipment with a special seat. compensating for the effort of getting up, special devices for the management and maintenance of this equipment.

Conditions of the organization and practice, preparation of reporting materials, carrying out of the

Ministry of science and high education RF Ulyanovsk State University Faculty of Medicine named after Biktimirov T.Z., IMEiPC	Form	
F-Educational plan of the dicipline		

current control and interim certification in practice is provided in accordance with the following requirements:

- Volume, rate, forms of performance of an individual task for the period of practice are established individually for each student of the specified categories. Depending on the nosology, contraindicated (visual, sound, muscle and other) loads are maximally reduced.

- Educational and teaching materials on practice are presented in various forms so that students with disabilities and disabilities with hearing impairments receive information visually (documentation on practice is printed in large print; video materials and visual materials on the content of the practice are provided), with visual impairment – auditory (for example, with the use of speech synthesizer programs) or with the help of tifloinformation devices.

- The form of carrying out the current control of progress and intermediate certification for students with disabilities and disabled people is established taking into account individual psychophysical features (orally, in writing, by means of the computer, in the form of testing, etc.). If necessary, the student is given additional time to prepare a response and (or) protect the report.

General and operative surgery with topographic anatomy and a course of dentistry Head of the Department, Associate Professor Makarov S.V.

